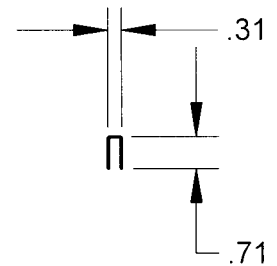
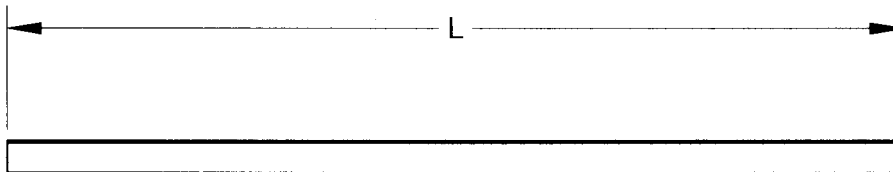
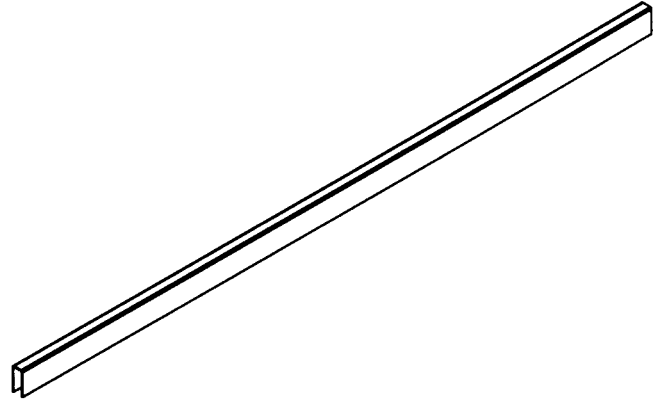


SPECIFICATION:

304 STAINLESS STEEL EDGE FOR PRO-PLUS 100, 200 AND 300 CHANNELS. TWO PIECES REQUIRED PER CHANNEL. MATCHES STAINLESS STEEL GRATINGS.

**STAINLESS STEEL EDGE
PRO-PLUS**SERIES **350174_350174-1**

<u>PART NUMBER</u>	<u>"L" DIMENSION</u>
350174	39.33"
350174-1	19.67"

Supplied By:

**TRENCHDRAIN
SUPPLY****877-903-7246**www.trenchdrainsupply.com

DATE OF LAST CHANGE: 3/30/2011

DIMENSIONS ARE SUBJECT TO MANUFACTURERS
TOLERANCES AND CHANGE WITHOUT NOTICE.
WE CAN ASSUME NO RESPONSIBILITY FOR
USE OF SUPERSEDED OR VOID DATA.

JOSAM COMPANY
MICHIGAN CITY, INDIANA

NOTES